

Slide Rail System

Universal Component Steel Trench Shielding System

What is Slide Rail?

Efficiency Production's Slide Rail is a component system comprised of steel panels and posts. **It is commonly used as a cost-effective alternative to traditional driven close-sheeting.** The universal system can be used in a variety of configurations to meet any shoring challenge, particularly in poor soil conditions or near adjacent structures.

Where is Slide Rail Used?

Efficiency's Slide Rail can be custom-engineered to shore:

- Large and small vault installations
- Pump stations, lift stations, and wet-wells
- Large tanks
- Footings and foundations
- Press pits inside buildings
- Long pipe joints
- Parallel water-mains
- Boring operations

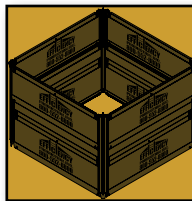
How is Slide Rail used?

Slide Rail is installed simultaneously as the trench or pit is excavated by sliding the panels into rails on the posts, and then pushing the panels and posts incrementally down to grade as the pit is dug; a process commonly referred to as a "dig and push" system. Slide Rail posts have either a double or triple rail which telescope panels to required depth.

Standard 4-Sided Pit

Individual Slide Rail components offer the option of using lighter equipment when installing the system. The cost of rental and installation of the system is approximately 50 percent of steel sheeting.

- Installation and required excavation are completed together, saving time and reducing cost.
- Wall to wall working space is greater.
- Minimal vibration to adjacent buildings and surrounding structures.




4-Sided Pit

ClearSpan™ System

The Efficiency ClearSpan™ System incorporates special walers for larger unobstructed four-sided working pits for site specific jobs.

- Provides a large unobstructed working area.
- Cost effective compared to steel sheeting and other methods.
- Heavy duty panels provide minimal deflection.
- Minimal vibration to adjacent buildings and surrounding structures.

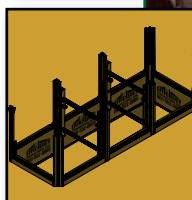



ClearSpan™

Linear or 4-Sided Multi-Bay

This configuration is ideal when installing next to existing utilities and structures. Longer pipe may be installed by raising or removing the parallel beam spreader assembly.

- Innovative **parallel beams** eliminate post deflection during installation and removal. The roller design facilitates the vertical movement of the integrated beam and spreader unit.
- The parallel beam can be used with spreaders or arches.



Linear Multi-bay

Slide Rail System

Universal Component Steel Trench Shielding System

Slide Rail Features:

- Reinforced top rails.
- Strongest post and panel connection in the industry.
- Thru-wall lifting lugs.
- Four-point lift system.
- Bolt-on collars for using SRS panels as standard trench shields (optional).
- Strongest knife edge in the industry.
- Plug welding.
- High strength mill certified steel.
- Professional Engineer design and depth certification.



Slide Rail w/ Triple-Rail Posts



Two open bays with external waler (and sacrificial member at bottom)

Slide Rail w/ waler

Post Options:

- Single Corner Post (11 ft.)
- Double Corner Post (14, 18, 20, 24, 26 ft.)
- Triple Corner Post (28, 32 ft.)
- Double Linear Post (14, 18, 20, 22, 24, 26, 28 ft.)
- Triple Linear Post (28, 32 ft.)



4-Sided Multi-Bay



ClearSpan™



SRS Sidewalls 5 in. Steel Double Wall Slide Rail Panels

Model (Ht. x Lg. x W)	Weight (Lbs.)	Shield Capacity (PSF)	Depth of Cut (Ft.) Soil Type		
			B	C-60	C-80
<i>4 ft. High Panels</i>					
SRUR-48-5	1,649	2,760	61	46	34
SRUR-410-5	2,010	2,760	61	46	34
SRUR-412-5	2,355	2,760	61	46	34
SRUR-414-5	2,726	2,760	61	46	34
SRUR-416-5	3,071	2,280	50	38	28
SRUR-418-5	3,480	1,800	40	30	22
SRUR-420-5	3,790	1,500	33	25	19
SRUR-422-5	4,900	1,380	31	23	18
SRUR-424-5	5,650	1,380	31	23	18
<i>8 ft. High Panels</i>					
SRUR-88-5	2,585	2,760	61	46	34
SRUR-810-5	3,282	2,520	56	42	31
SRUR-812-5	3,848	2,220	49	37	28
SRUR-814-5	4,237	2,460	55	41	31
SRUR-816-5	5,025	1,800	40	36	22
SRUR-818-5	6,120	1,680	37	28	21
SRUR-820-5	6,940	1,560	35	26	20
SRUR-820HD-5	7,690	1,800	40	30	22
SRUR-822-5	8,360	1,560	35	26	20
SRUR-822HD-5	10,286	1,800	40	30	22
SRUR-824-5	9,423	1,500	33	25	19
SRUR-824HD-5	11,421	1,800	40	30	22